


Socket 3PDT Relays

Power Relays In A Wide Range Of Features And Coil Voltages

FEATURES

Benefits of full featured model

- Color-coded push button...allows manual operation of relay. AC coils red, DC coils blue
- Removable override lever...when activated, locks push button and contacts in the powered position
- Flag indicator...shows relay status in manual or powered condition
- LED status lamp...shows coil "ON" or "OFF" status
- I.D. tag/write-on plastic label...used for identification of relays in multi-relay circuits
- 2-Way side or DIN rail mounting system...retrofits existing panel mounting and 35mm DIN rail
- Mating hold-down clip...secures relay to socket (-F sockets)



DESCRIPTION

The Veris **VMD3B Series** are 3PDT blade-style relays for socket/DIN mounting. Both the full-featured and standard DIN rail sockets are compatible with both the VMD3B-C and VMD3B-F relays and feature a slim, attractive design.

The standard **VMD3B-C** model is economical and reliable. The full-featured **VMD3B-F** includes an LED and a flag indicator for convenient status viewing and a push-button test feature for easy troubleshooting. The finger-safe sockets reduce risk, and the hold-down clip keeps the device secure. No need to worry about safety or dependability.

TYPICAL COIL PERFORMANCE

	Power Consumption
AC Coils.....	1.5VA
DC Coils.....	1.4W

CONTACT RATINGS

Resistive.....	10A@120VAC
	10A@277VAC
	10A@28VDC
Motor.....	1/3 HP@120VAC
	1/2 HP@250VAC
Pilot Duty.....	B300

SPECIFICATIONS

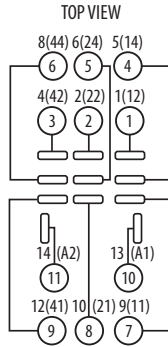
Operating Range	85% to 110% of rated voltage
Drop-out Voltage Threshold	15% of rated voltage
Expected Relay Life	Electrical (@ rated current) 100,000 cycles; Mechanical (unpowered) 10,000,000 cycles
Operating Time	20 msec typical
Dielectric Strength	1500VAC (RMS)
Operating Temperature	-40° to 55°C (-40° to 131°F)

APPLICATION/WIRING EXAMPLE

DIMENSIONAL DRAWINGS

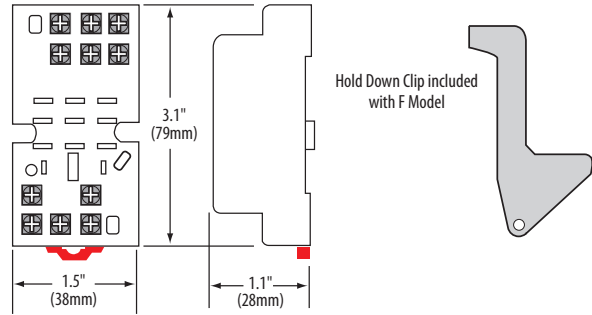
VBD3B Sockets

Function	Terminal	NEMA/(IEC)
Coil (+)**	11	14 (A2)
Coil (-)**	10	13 (A1)
COMM1	7	9 (11)
N.O.1	4	5 (14)
N.C.1	1	1 (12)
COMM2	8	10 (21)
N.O.2	5	6 (24)
N.C.2	2	2 (22)
COMM3	9	12 (41)
N.O.3	6	8 (44)
N.C.3	3	4 (42)

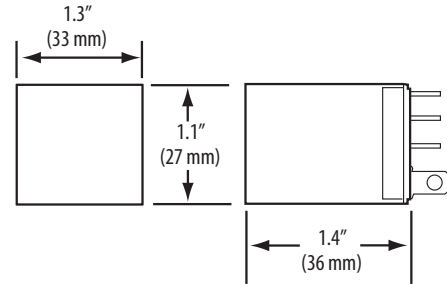


** Observe polarity for relays with DC coil voltages only

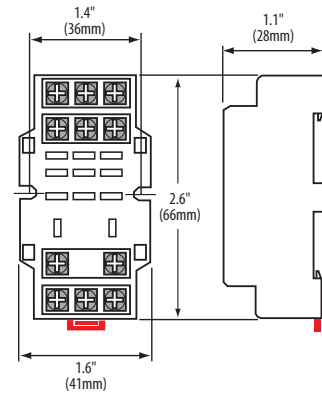
VBD3B-F Socket



VMD3B Relays



VBD3B-C Socket



ORDERING INFORMATION



MODEL	RELAY TYPE	AMPERAGE RANGE	COIL VOLTAGE	MIN. SWITCHING CURRENT	FULL FEATURED	UL	CE
VMD3B-C24D	3PDT	10A	24VDC	100mA@5VDC		●	●
VMD3B-C24A			24VAC			●	●
VMD3B-C120A			120VDC			●	●
VMD3B-F24D	10A	10A	24VDC		●	●	●
VMD3B-F24A			24VAC		●	●	●
VMD3B-F120A			120VAC		●	●	●

These relays are UL Listed, when used with the Veris sockets.

SOCKET ORDERING INFORMATION

MODEL	AMPERAGE RATING	VOLTAGE RATING	FINGER SAFE	HOLD DOWN CLIP	UL	CE
VBD3B-C	10A	300V			●	●
VBD3B-F	16A		●	●	●	●

ACCESSORIES

DIN Rail, Stop Clip (AV01, AV02)

When relays and sockets are used together, amperage rating is the lesser of the two ratings.