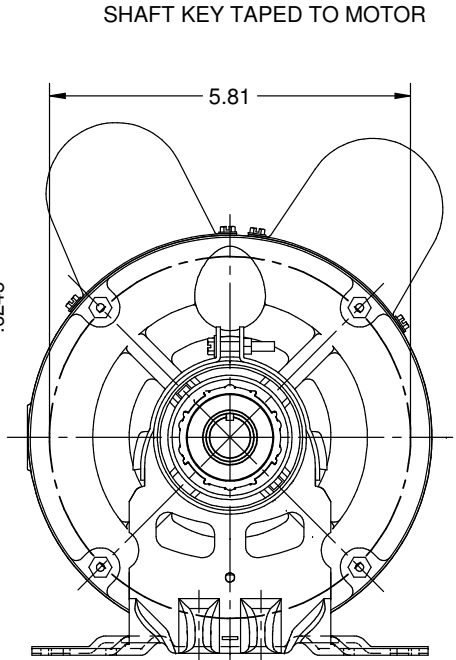
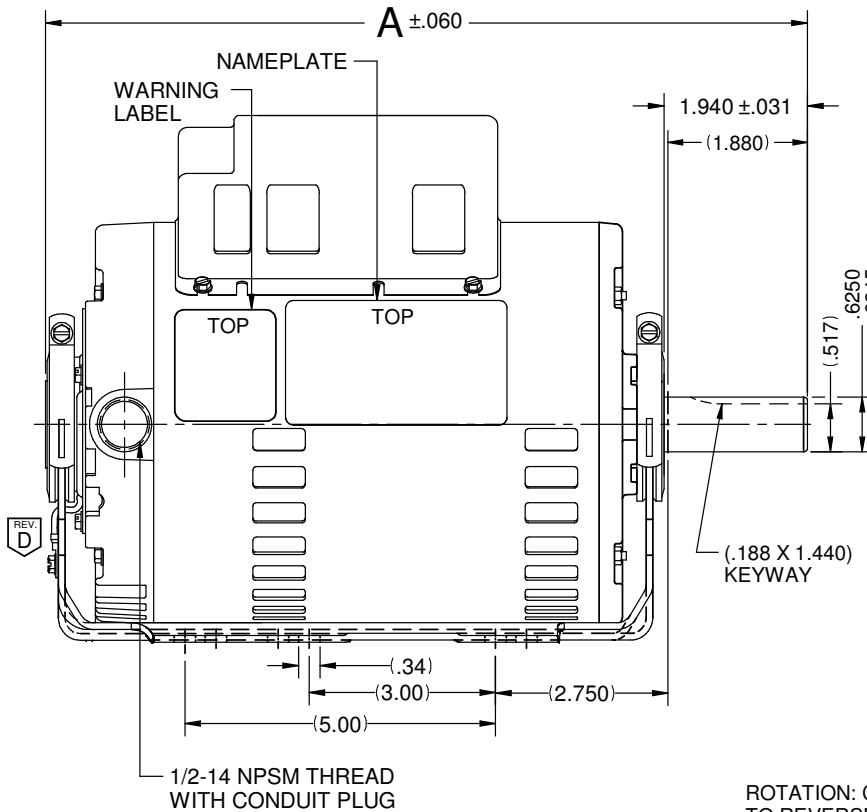
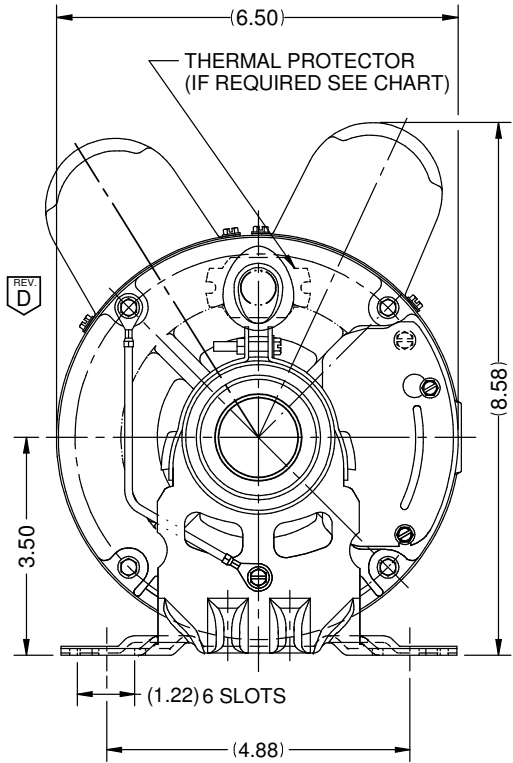


VAR	MODEL	CUSTOMER	CAT. NO.	A	B	C	D	HP	VOLTS	SF	AMPS	HZ	RPM	CONN VOLTS	PROT.	DESCRIPTION / REMARKS
001	T063CPZ-2185	USEM	D2CP2PH9	13.79	-----	-----	-----	2.0	115/230	1.15	17.0/8.5	60	1725	230	NONE	N56H, ODP
002																
003	T63VZCRH-2193	USEM	D2CPA2PH9	13.79	-----	-----	-----	2.0	115/230	1.15	17.0/8.5	60	1725	230	AUTO	N56H, ODP



ROTATION: CCW SWITCH END REVERSIBLE  
TO REVERSE ROTATION INTERCHANGE  
BLACK AND RED LEADS

REFER TO S.E.I.M. 24-1

NIDEC MOTOR CORPORATION 17-Apr-18

REVISION RECORD FOR: ECO E30651	
CHANGED VIEW OF GROUND LEAD TO BEHIND OF THE BASE.	
ISSUED BY: C. LUGO	ENGINEER APPROVED: F. FLORES

TOLERANCES ON DIMENSIONS (UNLESS OTHERWISE SPECIFIED)	
INCHES .XX = ± .010 .XXX = ± .005	mm
ANGLES X° = ±1°	

<b>NIDEC MOTOR CORPORATION</b>			
INFORMATION DISCLOSED ON THIS DOCUMENT IS CONSIDERED PROPRIETARY AND SHALL NOT BE REPRODUCED OR DISCLOSED WITHOUT WRITTEN CONSENT OF NIDEC MOTOR CORPORATION			
TITLE		CODE	REVISION DATE
CUSTOMER DETAIL DRAWING		V02	17-APR-18
ITEM NO.	REV	SHEET NUMBER	DWG SIZE
804452	D	1 OF 4	B