

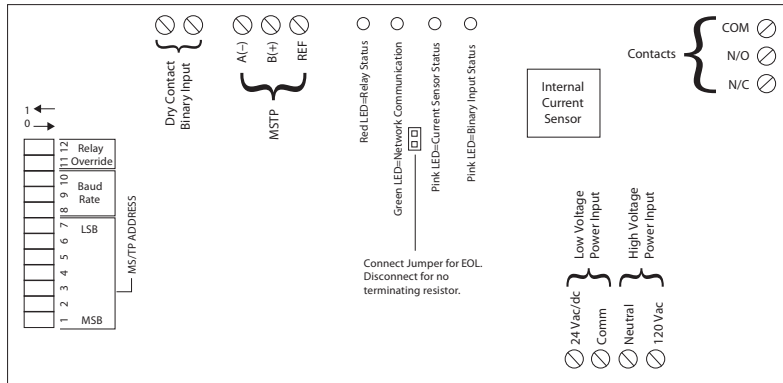


NETWORK COMPATIBLE RELAY / CURRENT SENSOR COMBOS

RIBMNWX2401B-BC

2.75" Track Mount BACnet® MS/TP Network Relay Device; One Binary Output (20 Amp Relay SPDT + Override); Two Binary Inputs (One Current Sensor 0.25 - 20 Amp, Relay Load Sensing & One Dry Contact Binary Input), 24 Vac/dc or 120 Vac Power Input, Optional End of Line Resistor (EOL) Included.

RIBTWX2401B-BC

Enclosed BACnet® MS/TP Network Relay Device; One Binary Output (20 Amp Relay SPDT + Override); Two Binary Inputs (One Current Sensor 0.25 - 20 Amp, Relay Load Sensing & One Dry Contact Binary Input), 24 Vac/dc or 120 Vac Power Input, Optional End of Line Resistor (EOL) Included.



SPECIFICATIONS

- # Relays & Contact Type:** One (1) SPDT Continuous Duty Coil
- Expected Relay Life:** 10 million cycles minimum mechanical
- Operating Temperature:** -30 to 140° F
- Humidity Range:** 5 to 95% (noncondensing)
- Operate Time:** 18ms
- Network Communication:** Green LED
- Relay Status:** Red LED On = Activated
- Current Sensor Status:** Pink LED On = Activated
- Binary Input Status:** Pink LED On = Activated
- Dimensions:** 6.00" x 2.75" x 1.75" (RIBMNWX2401B-BC) 4.28" x 7.00" x 2.00" with .75" NPT Nipple (RIBTWX2401B-BC)
- Track Mount:** MT212-6 Mounting Track Provided
- Approvals:** CE, UL Listed, UL916, C-UL, RoHS
- Housing Rating:** UL Listed, NEMA 1, C-UL, CE Approved, UL Accepted for Use in Plenum, Also available NEMA 4 / 4X
- Gold Flash:** No
- Relay Override Switch:** DIP Switch Control
- Network Media:** Twisted Pair 22-24AWG, shielded recommended
- Terminations:** Functional Devices product installed at both ends of the MS/TP network – Use 120 Ω end of line resistors. All other cases – Follow instructions from the device installed at the end of the MS/TP network.
- Polarity:** Network is polarity sensitive
- Baud Rate:** 9600, 19200, 38400, 57600, 76800, 115200 (DIP Switch Selectable)

- Contact Ratings:**
 - 20 Amp Resistive @ 277 Vac
 - 20 Amp Ballast @ 277 Vac
 - 16 Amp Electronic Ballast @ 277 Vac (N/O)
 - 10 Amp Tungsten @ 120 Vac (N/O)
 - 1110 VA Pilot Duty @ 277 Vac
 - 770 VA Pilot Duty @ 120 Vac
 - 2 HP @ 277 Vac
 - 1 HP @ 120 Vac

- Power Input:** 24 Vac/dc; 120 Vac; 50/60 Hz

- Power Input Ratings:**
 - 105 mA @ 24 Vac
 - 78 mA @ 24 Vdc
 - 105 mA @ 120 Vac

- Current Sensor Range:**
 - 0.25 - 20 Amps
 - Threshold fixed at .25 Amps.

- Notes:**
 - Device can be powered by either 24 Vac/dc or 120 Vac, but not both.
 - Order NEMA 4 housing by adding "-N4" to end of model number. (RIBTWX2401B-BC-N4)
 - Order with grey lid by adding "-GY" to end of model number. (RIBTWX2401B-BC-GY)
 - Order NEMA 4 housing with grey lid by adding "-N4-GY" to end of model number. (RIBTWX2401B-BC-N4-GY)
 - When connecting 24 Vac to both the RIB(s) and a half-wave device, damage to device can occur. Option 1: Use separate transformers for each device. Option 2: Add diode between devices, see Option 2 note below. ^^

- BACnet® Details:**
 - MS/TP Address & Baud Rate must be set prior to power up via DIP switches.
 - Device ID will default to 277XXX where XXX is the MS/TP Address.

MS/TP Address - 004
Device ID - 277004
MS/TP Address - 121
Device ID - 277121

- Examples:
- Device ID can be changed via network command. Once changed, it will no longer default to 277XXX. (MS/TP Address & Device ID must be unique.)
- This model utilizes: BO 1 (Relay output), BI 1 (Dry contact binary input), BI 2 (Internal current sensor input)
- Device Instance changed via Object Identifier Property of Device Object
- PIC Statement available on website. http://www.functionaldevices.com/pdf/pics/RIBWX240x8-BC_PICS.pdf

Or scan QR code with your smart phone.



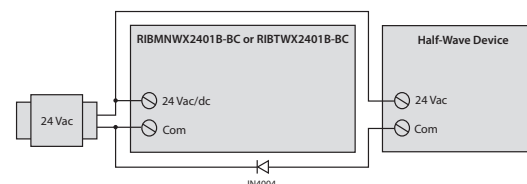
DIP SWITCHES*			BAUD RATE
8	9	10	
0	0	0	9600
0	0	1	19200
0	1	0	38400
0	1	1	57600
1	0	0	76800
1	0	1	115200

All other combinations=9600 baud

DIP SWITCHES*		RELAY STATE**
11	12	
1	0	Auto
X	1	Override on
0	0	Override off

* 0 = Open; 1 = Closed
** Device must be powered for override

• Dry contact binary input is a general purpose input that is not tied to the relay internally. Can be used with any dry contact switching device, such as a current sensor, to report back to the network.



^^ Option 2: Add diode on 24 Vac power (Com) interconnection between devices. Band on diode faces towards RIB(s).