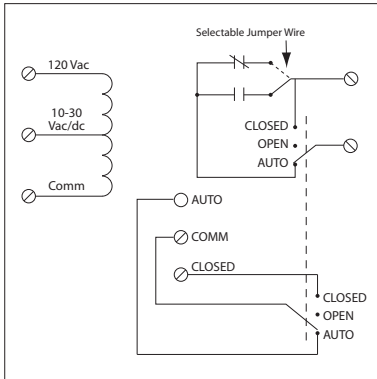


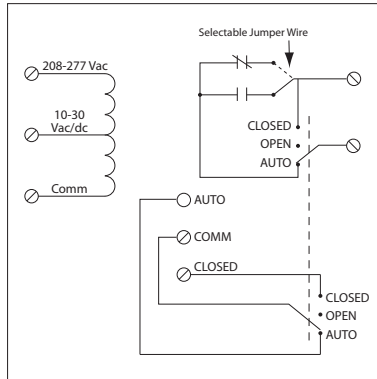
RIBMNU1SM-250

2.75" Track Mount Relay 15 Amp SPST
+ Override + Monitor with
10-30 Vac/dc / **120 Vac Coil**




RIBMNH1SM-250

2.75" Track Mount Relay 15 Amp SPST
+ Override + Monitor with
10-30 Vac/dc / **208-277 Vac Coil**



15 Amp Track Mount Control Relays



Specifications

Relays & Contact Type: One (1) SPST Continuous Duty Coil
Expected Relay Life: 10 million cycles minimum mechanical
Operating Temperature: -30 to 140° F
Humidity Range: 5 to 95% (noncondensing)
Operate Time: 20mS
Relay Status: LED On = Activated
Dimensions: 3.400" x 2.750" x 1.750"
Track Mount: 2.750", See MT212 Series on page 140
MT212 Mounting Track Sold Separately
Approvals: UL Listed, UL916, UL864, C-UL
 California State Fire Marshal, CE, RoHS
Gold Flash: Yes
Override Switch: Yes (with Monitor)

Contact Ratings:
 15 Amp Resistive @ 125 Vac
 10 Amp Resistive @ 250 Vac
 345 VA Pilot Duty @ 120/240 Vac (N/O)
 211 VA Pilot Duty @ 120/240 Vac (N/C)
 1/3 HP @ 120-240 Vac (N/O)
 1/6 HP @ 120-240 Vac (N/C)

Coil Voltage Input:
 10-30 Vac/dc ; 120 Vac ; 50-60 Hz (RIBMNU1SM-250)
 10-30 Vac/dc ; 208-277 Vac ; 50-60 Hz (RIBMNH1SM-250)
 Drop Out = 2.1 Vac / 2.8 Vdc
 Pull In = 9 Vac / 10 Vdc

Coil Current:

33 mA @ 10 Vac	13 mA @ 10 Vdc
35 mA @ 12 Vac	15 mA @ 12 Vdc
46 mA @ 24 Vac	18 mA @ 24 Vdc
55 mA @ 30 Vac	20 mA @ 30 Vdc
28 mA @ 120 Vac (RIBMNU1SM-250)	
39 mA @ 208-277 Vac (RIBMNH1SM-250)	

Notes:

- Normally Open or Normally Closed selected by yellow jumper wire
- Second pole of override switch can be connected to digital-in of controller to report position of override switch
- Rating of second pole is 50 Vac/dc, 0.25 Amp max