

Model A | Gas Pressure Switches



Model HGP-A
High-Low Gas Switch
with Reset Lever



Model RHLGP-A
High-Low Gas Switch
Recycle Type

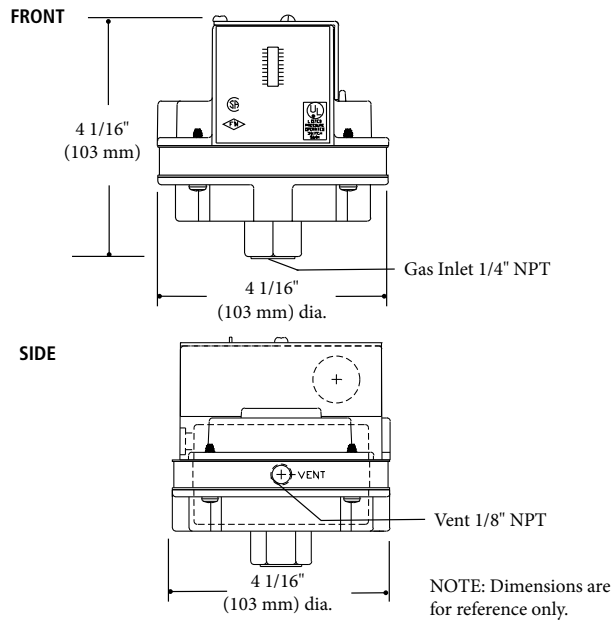
The Model A is a high-low gas pressure switch that monitors pressure and cuts off the electrical control circuit when pressure drops below or rises above the desired setpoint. The high and low gas pressure settings are adjustable. All models are available in reset or recycle type.

FEATURES

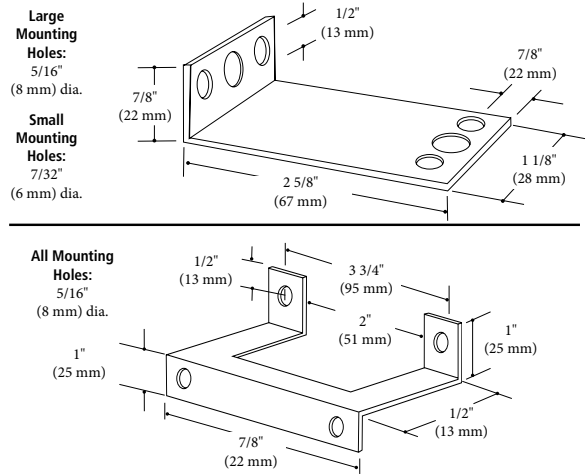
- Mount horizontally without the need for accurate leveling
- Double switch may be ordered with any combination of high or low pressure ranges
- Select range to meet your requirements
- Setpoint indication
- Rugged die-cast aluminum housing
- Max. surge pressure: 10 PSI
- Max. ambient temperature: 140°F (60°C)
- Min. ambient temperature: -40°F (-40°C)

Model A | Gas Pressure Switches

Dimensions: Single Gas Pressure Switch



Mounting Brackets

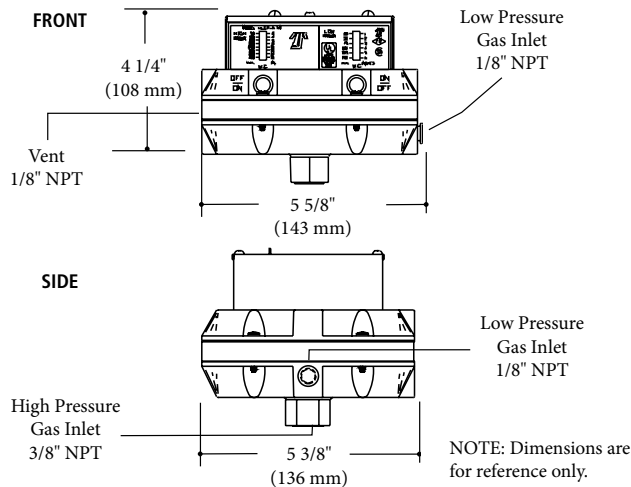


Specifications

Electrical Ratings: 10A, 1/8HP @ 125 VAC.; 5A, 1/4 HP @ 250 VAC.; Pilot Duty, 125 VA @ 125-250 VAC.

Shipping Weight: HGP-A, LGP-A, RHGP-A, RLGP-A: 2 lbs. (.9 kg)
HLGP-A, RHLGP-A: 4 lbs (1.8 kg)

Dimensions: High Low Gas Pressure Switch



Ranges Available (All Models)

High Gas Pressure		Low Gas Pressure	
2-16" W.C.	50-400 mm	1-6" W.C.	25-150 mm
5-28" W.C.	125-700 mm	1-35" W.C.	25-875 mm
10-50" W.C.	250-1250 mm	2-14" W.C.	50-350 mm
		2-20" W.C.	50-500 mm
		6-24" W.C.	150-600 mm
		10-50" W.C.	250-1250 mm

Options

Panel Mount: Specify "Mounting Bracket" on order

Dust Proof: Specify "Dust Proof" on order (recycle type only).

Pressure switch purchases shall be governed by the terms located at crossroadsindustrialservices.com



a division of Crossroads Industrial Services
8302 East 33rd Street, Indianapolis, IN 46226
p/ 317.899.7392 • w/ crossroadsindustrialservices.com
e/ customersupport@crossroadsindustrialservices.com